




PRINT TEMPLATE

Product Folded Postcard
Size 16.5x8.5 >> 5.5x8.5 (tri, 2 tab) (WxH)
Style Tri Fold Direct mail

 **BORDER THICKNESS** - Must be atleast 3/8" from the bleed line to insure your border won't be cut off when printed.

 **SAFE AREA** - Keep all text within this line.

 **FINISHED SIZE** - This is where the product will be cut to size.

 **BLEEDS** - Create a 1/8 inch bleed area to make sure that the ink goes to the edge of the finished size. Extend artwork/graphics to the edge of template.

THIS FLAP FOLDS FIRST

OUTSIDE PANEL

FOLD LINE

TAB

TAB

**PERMIT #
GOES HERE
1.25" x 1.25"
CLEAR AREA**

Click below for postage info
http://www.printpapa.com/faq/71445

1234 Return Address
Santa Clara, CA 95050

OUTSIDE PANEL

ARTWORK
ORIENTATION

TOTAL SIZE 4" x 2.5"

Printing in this area is not allowed.
Reserved for Addressing/Postal mailing
purposes.

FOLD LINE

THIS FLAP FOLDS SECOND


OUTSIDE PANEL

TAB


TAB

PRINT TEMPLATE

Product Folded Postcard
Size 16.5x8.5 >> 5.5x8.5 (tri, 2 tab) (WxH)
Style Tri Fold Direct mail




BORDER THICKNESS - Must be atleast 3/8" from the bleed line to insure your border won't be cut off when printed.



SAFE AREA - Keep all text within this line.



FINISHED SIZE - This is where the product will be cut to size.



BLEEDS - Create a 1/8 inch bleed area to make sure that the ink goes to the edge of the finished size. Extend artwork/graphics to the edge of template.

FOLD LINE

FOLD LINE

**LEFT
INSIDE PANEL**

**CENTER
INSIDE PANEL**

**RIGHT
INSIDE PANEL**